

CHALLAN

From:

MAHESHWARI DATAMATICS PVT. LTD.
23 R.N.MUKHERJEE ROAD, 5TH FLOOR
KOLKATA - 700001
Phone : 2248-2248/2243-5029
Email: mdpldc@yahoo.com

To:

CONSECUTIVE INVESTMENTS & TRADING CO
LTD
23, GANESH CHANDRA AVENUE
3RD FLOOR, KOLKATA
-
700013

Shareholding Pattern as on 31/03/2018

Investors' Grievance Report for quarter ended 31/03/2018 and for the full financial year

Balance Confirmation Certificate

Compliance Certificate U/S 7(3)

Clause 54(5) Confirmation

Distribution Schedule both in value and in numbers

Date: 07/04/2018

For MAHESHWARI DATAMATICS PVT. LTD.



Format of holding of specified securities

1. Name of Listed Entity: CONSECUTIVE INVESTMENTS & TRADING CO LTD (CIN:L67120WB1982PLC03545)
2. Scrip Code 539091 Name of Scrip -,CITL Class of Security Equity
3. Share Holding Pattern Filed under : Reg. 31(1)(a)/Reg. 31(1)(b)/Reg. 31(1)(c)
 - a. If under 31 (1)(b) then indicate the report for Quarter ending: 31/03/2018
 - b. If under 31(1)(c) then indicate date of allotment/extinguishment

4. **Declaration** : The Listed entity is required to submit the following declaration to the extent of submission of information:-

	Particulars	Yes*	No*
1	Whether the Listed Entity has issued any partly paid up shares?		No
2	Whether the Listed Entity has issued any Convertible Securities or Warrants?		No
3	Whether the Listed Entity has any shares against which depository receipts are issued?		No
4	Whether the Listed Entity has any shares in Locked-in?		No
5	Whether any shares held by promoters are pledge or otherwise encumbered?		No

* If the Listed Entity selects the option 'No' for the questions above, the column for the partly paid up shares, Outstanding Convertible Securities/Warrants, depository receipts, locked-in shares, No of shares pledged or otherwise encumbered by promoters, as applicable, shall not be displayed at the time of dissemination on the Stock Exchange website. Also wherever there is 'No' declared by Listed Entity in above table the values will be considered as 'Zero' by default on submission of the format of holding of specified securities.

5. The tabular format for disclosure of holding of specified securities is as follows:-



CONSECUTIVE INVESTMENTS & TRADING CO LTD

Table I - Summary Statement holding of specified securities as on 31/03/2018


Category (I)	Category of shareholder (II)	Nos. of shareholders (III)	No. of fully paid up equity shares held (IV)	No. of Partly paid-up equity shares held (V)	No. of shares underlying Depository Receipts (VI)	Total nos. shares held (VII)=(IV)+(V)+(VI)	Shareholding as a % of total no. of shares (calculated as per SCRR, 1957) (VIII) As a % of (A+B+C2)	Number of Voting Rights held in each class of securities (IX)				No of shares Underlying outstanding convertible securities (including Warrants) (X)	Shareholding as a % assuming full conversion of convertible securities (as a percentage of diluted share capital) (XI)=(VII)+(X) As a % of (A+B+C2)	Number of Locked in shares (XII)		Number of shares pledged or otherwise encumbered (XIII)		Number of equity shares held in dematerialized form (XIV)
								No of Voting Rights			Total as a % of (A+B+C)			No. (a)	As a % of total shares held (b)	No. (a)	As a % of total shares held (b)	
								Class eg:x	Class eg:y	Total								
(A)	Promoter & Promoter group	4	648905	0	0	648905	21.5762	648905	0	648905	21.5762	0	21.5762	0	0.0000	0	0.0000	648905
(B)	Public	508	2358595	0	0	2358595	78.4238	2358595	0	2358595	78.4238	0	78.4238	0	0.0000	NA		2325000
(C)	Non Promoter - Non Public															NA		
(C1)	Shares underlying DRs						NA									NA		
(C2)	Shares held by Employee Trusts															NA		
	Total	512	3007500	0	0	3007500	100.0000	3007500	0	3007500	100.0000	0	100.0000	0				2973905



CONSECUTIVE INVESTMENTS & TRADING CO LTD

Table II - Statement Showing shareholding pattern of the Promoter and Promoter Group as on 31/03/2018

	Category & Name of the Shareholders (I)	PAN	(II)	Nos. of shareholders (III)	No. of fully paid up equity shares held (IV)	Partly paid-up equity shares held (V)	Nos. of shares underlying Depository Receipts (VI)	Total nos. shares held (VII)=(IV)+(V)+(VI)	Shareholding % calculated as per SCRR, 1957 As a % of (A+B+C2) (VIII)	Number of Voting Rights held in each class of securities (IX)			No of shares Underlying convertible securities (including Warrants) (X)	Shareholding as a % assuming full conversion of convertible securities (as a percentage of diluted share capital) (XI)=(VII)+(X) As a % of (A+B+C2)	Number of Locked in shares (XII)		Number of shares pledged or otherwise encumbered (XIII)		Number of equity shares held in dematerialized form (XIV)	
										No of Voting Rights					No. (a)	As a % of total shares held (b)	No. (a)	As a % of total shares held (b)		
										Class x	Class y	Total								
(1)	Indian																			
(a)	Individuals/Hindu undivided Family			4	648905	0	0	648905	21.5762	648905	0	648905	21.5762	0	21.5762	0	0.0000	0	0.0000	648905
	KIRAN DEVI JAIN	AAVPJ1345A		1	189240	0	0	189240	6.2923	189240	0	189240	6.2923	0	6.2923	0	0.0000	0	0.0000	189240
	VIJAY KUMAR JAIN	AEZPJ9705J		1	184675	0	0	184675	6.1405	184675	0	184675	6.1405	0	6.1405	0	0.0000	0	0.0000	184675
	SANTOSH KUMAR JAIN	AAIHS7228A		1	150900	0	0	150900	5.0175	150900	0	150900	5.0175	0	5.0175	0	0.0000	0	0.0000	150900
	SANTOSH KUMAR JAIN	ABQPJ9603B		1	124090	0	0	124090	4.1260	124090	0	124090	4.1260	0	4.1260	0	0.0000	0	0.0000	124090
(b)	Central Government/State Government(s)																			
(c)	Financial Institutions/Banks																			
(d)	Any Other (specify)																			
	Sub Total			4	648905	0	0	648905	21.5762	648905	0	648905	21.5762	0	21.5762	0	0.0000	0	0.0000	648905
(2)	Foreign																			
(a)	Individuals (Non-Resident Individuals/Foreign Individuals)																			
(b)	Government																			
(c)	Institutions																			
(d)	Foreign Portfolio Investor																			
(e)	Any Other (specify)																			
	Sub Total			0	0	0	0	0	0.0000	0	0	0	0.0000	0	0.0000	0	0.0000	0	0.0000	0
	Total Shareholding of Promoter and Promoter Group (A)=(A)(1)+(A)(2)			4	648905	0	0	648905	21.5762	648905	0	648905	21.5762	0	21.5762	0	0.0000	0	0.0000	648905



CONSECUTIVE INVESTMENTS & TRADING CO LTD

Table III - Statement Showing shareholding pattern of the Public shareholder as on 31/03/2018


Category & Name of the Shareholders (I)	PAN (II)	Nos. of shareholders (III)	No. of fully paid up equity shares held (IV)	Partly paid up equity shares held (V)	Nos. of shares underlying Depository Receipts (VI)	Total nos. shares held (VII)=(IV)+(V)+(VI)	Shareholding % calculated as per SCRR, 1957 As a % of (A+B+C2) (VIII)	Number of Voting Rights held in each class of securities (IX)			Total as a % of Total Voting rights	No of shares Underlying outstanding convertible securities (including Warrants) (X)	Shareholding as a % assuming full conversion of convertible securities (as a percentage of diluted share capital) (XI)=(VII)+(X) As a % of A+B+C2)	Number of Locked in shares (XII)		Number of shares pledged or otherwise encumbered (XIII)		Number of equity shares held in dematerialized form (XIV)
								No of Voting Rights						As a % of total shares held (b)	As a % of total shares held (a)	As a % of total shares held (Not applicable) (b)	As a % of total shares held (Not applicable) (a)	
								Class x	Class y	Total								
(1) Institutions																		
(a) Mutual Funds / UTI																		
(b) Venture Capital Funds																		
(c) Alternate Investment Funds																		
(d) Foreign Venture Capital Investors																		
(e) Foreign Portfolio Investors																		
(f) Financial Institutions / Banks																		
(g) Insurance Companies																		
(h) Provident Funds / Pension Funds																		
(i) Any Other (specify)																		
Sub Total			0	0	0	0	0.0000	0	0	0	0.0000	0	0.0000	0	0.0000	NA		0
(2) Central Government / State Government(s) / President of India																		
(3) Non-Institutions																		
(a) Individuals-																		
i. Individual shareholders holding nominal share capital upto Rs.2 lakhs			501	147595	0	0	147595	4.9076	147595	0	147595	4.9076	0	4.9076	0	0.0000	NA	115000
ii. Individual shareholders holding nominal share capital in excess of Rs.2 lakhs			1	50000	0	0	50000	1.6625	50000	0	50000	1.6625	0	1.6625	0	0.0000	NA	50000
VIJAY KUMAR JAIN	AAGHV6486H		1	50000	0	0	50000	1.6625	50000	0	50000	1.6625	0	1.6625	0	0.0000	NA	50000
(b) NBFCs registered with RBI																		
(c) Employee Trusts																		
(d) Overseas Depositories (holding DRs) (balancing figure)																		
(e) Any Other (specify)																		
Bodies Corporate			6	2161000	0	0	2161000	71.8537	2161000	0	2161000	71.8537	0	71.8537	0	0.0000	NA	2160000
LIFESTYLE BARTER PVT LTD	AABCL7803Q		1	750000	0	0	750000	24.9377	750000	0	750000	24.9377	0	24.9377	0	0.0000	NA	750000




CONSECUTIVE INVESTMENTS & TRADING CO LTD

Table III - Statement Showing shareholding pattern of the Public shareholder as on 31/03/2018

Category & Name of the Shareholders (I)	PAN (II)	Nos. of shareholders (III)	No. of fully paid up equity shares held (IV)	Partly paid up equity shares held (V)	Nos. of shares underlying Depository Receipts (VI)	Total nos. shares held (VII)=(IV)+(V)+(VI)	Shareholding % calculated as per SCRR, 1957) As a % of (A+B+C2) (VIII)	Number of Voting Rights held in each class of securities (IX)			Total as a % of Total Voting rights	No of shares Underlying convertible securities (including Warrants) (X)	Shareholding as a % assuming full conversion of convertible securities (as a percentage of diluted share capital) (XI)=(VII)+(X) As a % of A+B+C2)	Number of Locked in shares (XII)		Number of shares pledged or otherwise encumbered (XIII)		Number of equity shares held in dematerialized form (XIV)
								No of Voting Rights						No. (a)	As a % of total shares held (b)	No. (Not applicable) (a)	As a % of total shares held (Not applicable) (b)	
								Class x	Class y	Total								
ROCKWELL MERCHANTS PVT LTD	AAECR7670N	1	700000	0	0	700000	23.2751	700000	0	700000	23.2751	0	23.2751	0	0.0000	NA		700000
ROCKSTAR COMMOTRADE PRIVATE LIMITED	AAECR7672Q	1	700000	0	0	700000	23.2751	700000	0	700000	23.2751	0	23.2751	0	0.0000	NA		700000
Sub Total		508	2358595	0	0	2358595	78.4238	2358595	0	2358595	78.4238	0	78.4238	0	0.0000	NA		2325000
Total Public Shareholding (B)=(B)(1)+(B)(2)+(B)(3)		508	2358595	0	0	2358595	78.4238	2358595	0	2358595	78.4238	0	78.4238	0	0.0000	NA		2325000



CONSECUTIVE INVESTMENTS & TRADING CO LTD																		
Table Iv - Statement Showing shareholding pattern of the Non Promoter - Non Public shareholder as on 31/03/2018																		
Category & Name of the Shareholders (I)	PAN (II)	No of shareholders (III)	No. of fully paid up equity shares held (IV)	Partly paid-up equity shares held (V)	Nos. of shares underlying Depository Receipts (VI)	Total nos. shares held (VII)=(IV) + (V)+(VI)	Shareholding % calculated as per SCRR, 1957) As a % of (A+B+C2) (VIII)	Number of Voting Rights held in each class of securities (IX)			Total as a % of Total Voting rights	No of shares Underlying outstanding convertible securities (including Warrants) (X)	Total Shareholding as a % assuming full conversion of convertible securities (as a percentage of diluted share capital) (XI)=(VII)+(X) As a % of A+B+C2)	Number of Locked in shares (XII)		Number of shares pledged or otherwise encumbered (XIII)		Number of equity shares held in dematerialized form (XIV)
								No of Voting Rights						No. (a)	As a % of total shares held (b)	No. (a)	As a % of total shares held (b)	
								Class x	Class y	Total								
(1) Custodian / DR Holder																		
(2) Employee Benefit Trust (under SEBI (Share based Employee Benefit) Regulations, 2014)																		
Total Non Promoter - Non Public Shareholding (C)=(C)(1)+(C)(2)			0	0	0	0	0.0000	0	0	0	0.0000	0	0.0000	0	0.0000	NA	NA	0




CONSECUTIVE INVESTMENTS & TRADING CO LTD

Shareholding Summary as on 31/03/2018

Form	No of Records	No of Shares
PHYSICAL	493	33595
NSDL	18	2964655
CDSL	1	9250
TOTAL	512	3007500



CONSECUTIVE INVESTMENTS & TRADING CO LTD				
Distribution Schedule as on 31/03/2018				
Share Holding	No of Holders	% age	No of Shares	% age
Upto 50	347	67.7734	2320	0.0771
51 to 100	83	16.2109	8300	0.2760
101 to 150	14	2.7344	1825	0.0607
151 to 250	31	6.0547	7600	0.2527
251 to 500	11	2.1484	4975	0.1654
501 to 5000	7	1.3672	8575	0.2851
Above 5000	19	3.7109	2973905	98.8830
Grand Total	512	100.0000	3007500	100.0000
Distribution Schedule as on 31/03/2018				
Share Holding	No of Holders	% age	No of Shares	% age
Upto 500	486	94.9219	25020	0.8319
501 to 1000	4	0.7813	3875	0.1288
1001 to 2000	2	0.3906	2600	0.0865
2001 to 3000	1	0.1953	2100	0.0698
5001 to 10000	8	1.5625	79250	2.6351
Above 10000	11	2.1484	2894655	96.2479
Grand Total	512	100.0000	3007500	100.0000
Distribution Schedule as on 31/03/2018				
Notional Value of (Rs.)	No of Holders	% age	Amount (Rs.)	% age
Upto 5000	486	94.9219	250200	0.8319
5001 to 10000	4	0.7813	38750	0.1288
10001 to 20000	2	0.3906	26000	0.0865
20001 to 30000	1	0.1953	21000	0.0698
50001 to 100000	8	1.5625	792500	2.6351
Above 100000	11	2.1484	28946550	96.2479
Grand Total	512	100.0000	30075000	100.0000



BSE LTD
ACKNOWLEDGEMENT

Acknowledgement No	: 2004201805154231	Date & Time	: 20/04/2018 17:15:43
Scrip Code	: 539091		
Entity Name	: CONSECUTIVE INVESTMENTS & TRADING COMPANY LIMITED		
Compliance Type	: Regulation 31 - Shareholding pattern		
Quarter / Period	: 31/03/2018		
Mode	: E-Filing		